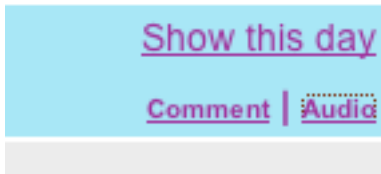


The iPod Support is still a beta version and therefore very limited. E-nnovate only supports one voice, one bitrate and English texts...

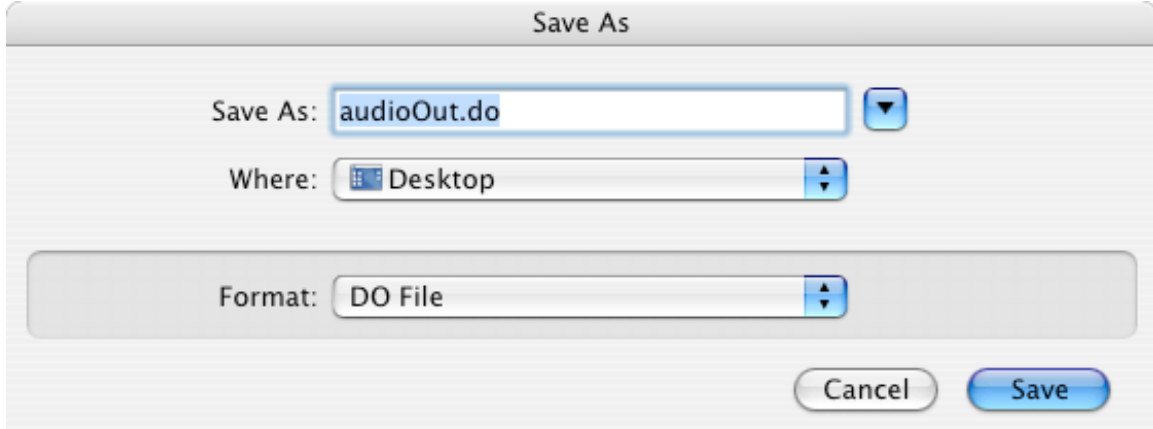
To download a textentry onto your iPod follow those steps (given you are using the recommended Mozilla Firefox Browser):



1.

Go to the entry you want to download on your iPod either via search or explore. Open the context Menu over the Audio link (right Mousebutton or Ctrl+Mousebutton on MacOS X). Select "save link as".

2.

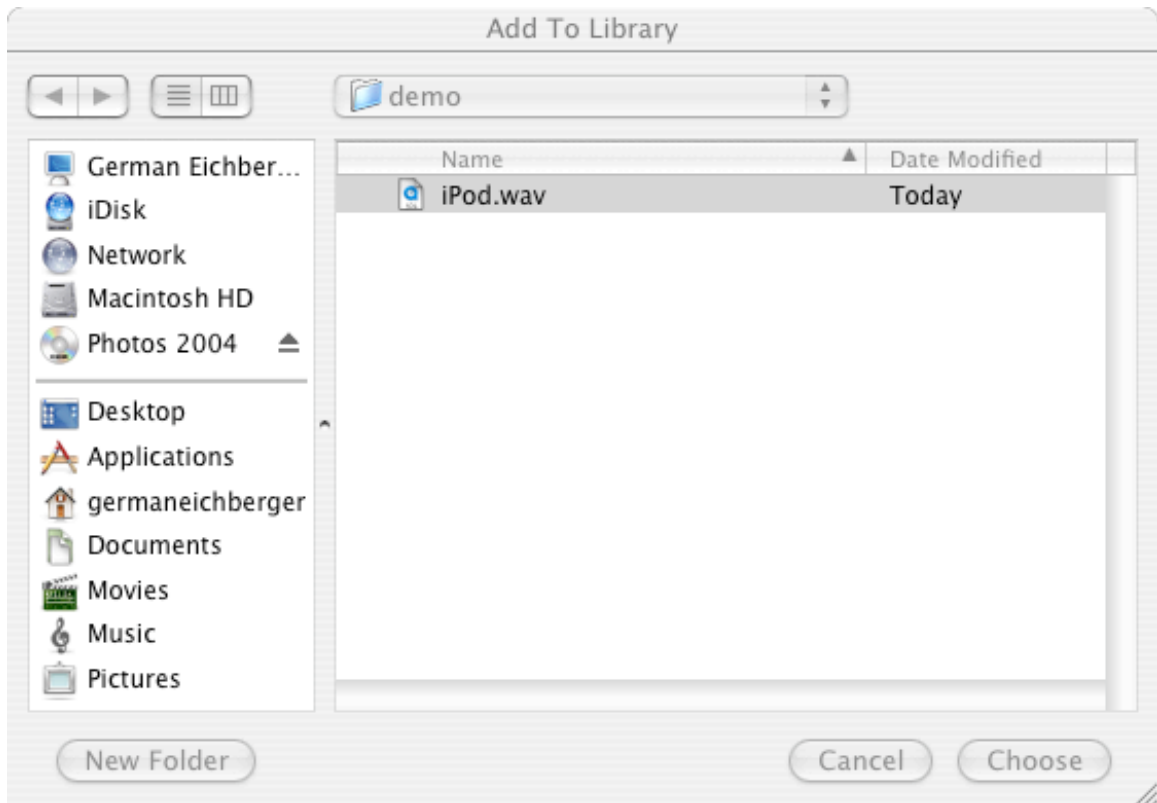


Change the name in the Save As Field to the name you want to save your entry under. Add as extension ".wav":



3. Save

4. Add the File to your iTunes Library with "File-> Add To Library"



6. The next time you sync your iPod the entry will automatically be transferred

e-nnovative Tip: Create Playlists to arrange Entries in a logical order and make them easier accessible on your iPod.